



Stitch 'n Times

Santa Rosa Quilt Guild
P.O. Box 9251, Santa Rosa, CA 95405
January 2014 • Vol. 38 • No. 1

President's Message

Happy New Year to everyone! I don't know about you, but I do not make New Year's resolutions. The main reason, which I hate to admit, is that after a couple of days I can't even remember what I have resolved to do. Around the end of the year I can sometimes recall, but up until then I go along my merry way same as always. So this year I think my New Year's resolution will revolve around the guild. At least this way I can have some kind of clue and reminder every couple of weeks coinciding with our guild meetings. I resolve to try and meet one new person a meeting....okay...that requires a bit of memory. How about one new person a month. This way I have a fighting chance. And I would love it if some of you could join me in this resolution so that we can remind each other...hey...I need all the help I can get.

Meeting new people can be difficult for both new and old members. The guild can seem overwhelming with all of the activities going on. I have found that if you make a concerted effort to get a bit out of your comfort zone and either introduce yourself to others, volunteer for something as the need arises, or participate in our technique sharing workshops or classes, your circle of friends will increase greatly.

I want to thank Chris Nolen for the wonderful job he did as President. Many of our board and committee members will be continuing on this year. I feel fortunate to be able to work with these members who have so much enthusiasm and knowledge and who help make our guild so successful. But it is also you, the general members, who make this guild what it is. Whether it is by your contribution's to Community Quilts, the Boutique, sharing of your quilts at Show and Tell, your donations that help fund our incredible Library, or your presence that contribute to this guild's energy....you are all valuable to our guild's success.

I look forward to 2014 and my role as your President.

Vicki David

Programs & Workshops

SANDRA MOLLON

PROGRAM THURSDAY, JANUARY 16, 2014 ~ "VISUAL TEXTURE: THE ART OF ADDING TEXTURE TO TEXTILES"

WORKSHOP FRIDAY, JANUARY 17, 2014 ~ "EMBELISHED WILD ROSES"

With Valentine's Day coming February 14th, how could you miss the "Embellished Wild Roses Appliqué" class with **Sandra Mollon** January 17th?

Sandra has been making quilts for over 20 years and has been teaching in Northern California for more than 12 years. She specializes in teaching hand appliqué and other quilt making techniques. She has completed three Baltimore Album style quilts and was the teacher for a group production album quilt, as well as working on a fourth. She has won numerous ribbons in quilting.



Sandra Mollon's class is full, but she is allowing us to increase class size to 25 (instead of 20). If you want to try your hand at appliqué, and learn how to embellish your quilts, sign up at the January 2nd meeting for her class on January 17th.



Joanie Bellinghausen
& Genelle Voorhees

February Program

COLLEEN GRANGER


PROGRAM ~ FEBRUARY 20 ~

“ COLLEEN’S BODACIOUS TRUNK SHOW”
 WORKSHOP ~ FEBRUARY 21~
 “CIRCLE QUILT ”



Don't miss 'Colleen's Bodacious Trunk Show' lecture on Feb. 20th and her 'Circle Quilt' Workshop on Feb. 21st.

“It may be hip to be square... but round is definitely where it's at!” states Colleen.



She is an author, designer, teacher, quilt maker, and long arm machine quilter. She lives part of the year in Alaska and part in California.


Sign-up for her class (ONLY 8 SPOTS LEFT!) and learn this special technique for making round quilts, wall hangings, table centerpieces, or use this unique technique in a medallion quilt.

Coming in March

Melinda Bula is our March Presenter and Workshop Instructor. Sign up at one of the January meetings for her 'Fabulous Fusible Flowers' Workshop on March 21st.



Her Fabulous Fusible Flowers quilts are unique. With the wonderful look of a painting, she used fabric and thread to create beautifully artistic quilts. She has been lecturing and teaching, in the United States and internationally, which she really loves. She has been featured on *The Quilt Show*. Creating and designing is an obsession with Melinda and whether it is fabric, wallpaper, or quilts, it is her passion. Learn the basics for making a fusible flower quilt using the Waratah flower pattern.

 Joanie Bellinghausen & Genelle Voorhees

Community Quilts

Our guild members are a generous and talented group of quilters. In 2013 we donated 1266 quilts to deserving community members. Many thanks to each of you who contributed to the Community Quilts project this past year. **You are appreciated!**

January 31st Fifth Thursday Retreat:

9:00 am – 3:00 pm at Luther Burbank Art & Garden Center, 2050 Yulupa Ave. (south of Hoen Ave.)


This will be a relaxed day. You may work on your own projects and/or donation quilts. Bring your lunch if you'd like, and come and go as you please.



We will have quilts to work on in various phases of completion. If you'd like to quilt, bring your machine with a walking foot or free-motion foot. Hand-sewers, please bring your favorite scissors, needles, and thimble.

February 6th is our first Quiltathon of the year:

Mark your calendars and plan to join us for a great day of visiting and working together on quilts for our community. More details will be coming soon.

 Pam Beebe & Anne Dondero


Community Quilt Sizes

40" x 60" Our biggest need.	Please use <u>bright colors</u> for young children or fabrics that will <u>appeal to teenagers</u> .
50" x 65"	For 18 year olds aging out of the Foster Care system.
40" x 60"	Lap quilts for adults/seniors. We give these to The Council on Aging and Secret Santa.
Doll Quilts	For little boys & girls. We collect these all year and donate during the holidays.
80" x 100"	Bed quilts for Wounded Warriors. We donate only a few of these large quilts.
32" x 40" (None needed)	<i>The current need for NICU/baby quilts is being met using kits put together at Community Quilts work parties.</i>

Sew-A-Row

Thank you to all of you who participated in the Sew-A-Row program over the past two years. I was a little anxious at first, but almost magically each and every project “turned out”. They were wonderful, sometimes whimsical, always thoughtfully done. I appreciate the work and care that was put into them and I appreciate you. ~ Ellindale

I welcome the opportunity to serve as the Sew-a-Row coordinator in 2014. So far we have only two Sew-a-Rows and two Medallions. I will be accepting “starter” Sew-a-Rows and Medallions at both meetings in January. As a reminder a “starter” is the first row of a Sew-a-Row or a center block of a Medallion (please include some fabric). I encourage everyone to participate in this program. It is a great way to spark your creativity - and you may win a quilt at the end of the year. Sign-ups and packets for Sew-a-Rows and Medallions will be available the first meeting in February. ~ Debby

 Ellindale Wells &
Debby Bainbridge

Pointless Sisters

The Rincon Valley Regional Library in Santa Rosa is hosting “The Pointless Sisters: Quilted Fiber Arts Exhibit” from January 14 – February 22. This exhibit features our latest challenge “in the style of”, a variety of art and traditional quilts, and small fiber art objects created by members of the Pointless Sisters. The library is located at 6959 Montecito Blvd., Santa Rosa. The Library hours are Tuesday, Thursday, and Friday: 10 – 6; Wednesday: 10 – 8, Saturday: 10 – 4; closed Sundays and Mondays. Phone: 707-573-0162

The Pointless Sisters group shares their work, discusses new trends and art quilt techniques, provides education programs and sponsors challenges. The theme of our next challenge due in July is “Holes.” Following our business meeting on January 28, we will have a potluck and discuss our goals for 2014.

The Pointless Sisters art quilt group meets the fourth Tuesday of each month from 10 a.m. to 12 noon at the Luther Burbank Art and Garden Center, 2050 Yulupa Avenue in Santa Rosa.

 Carroll Hirsch

SRQG ♥ PINER PRINTING

January 2014

Block of the Month

HAPPY NEW YEAR!

No doubt you accomplished an incredible amount of quilting over the holidays ... just like I didn't either. Well, that's what these rainy winter days are for, right? I hope so ... on both counts!

First, I welcome the kindness and support of Marlene Sullivan as the Block of the Month co-chair for 2014. I look forward to working with Marlene; please feel free to ask her any questions you may have about the program.

The theme for the 2014 Block of the Month (BOM) Program is “**Good Foundations.**” With a focus on paper piecing, we'll start out with a fairly simple block and advance in complexity as the year progresses.

If you are new to paper piecing, or even if you are well experienced, please plan to stay after our first meeting on January 2 for a Technique Sharing Workshop (TSW) presented by Phyllis Gallaway. Phyllis will demonstrate the basic skills and important tips involved in using this method to produce perfect points and create blocks far more intricate than your typical nine-patch. Later in the year, Phyllis will share more advanced techniques with us.




Squares in Squares

The January Block of the Month is “**Squares in Squares.**” The color combinations can be whatever you want, just as long as each ring is the same fabric. There will be a few “rules” that will cover all the blocks for the year:

- Most blocks offered to you will finish at 6” square so they can fit on one sheet of paper.
- Leave the paper foundation on the back of the block for the winners of the block to remove.
- Don't trim any excess fabric from the perimeter of the finished block.
- If you are printing on your own printer, be sure the printer is set for “Actual Size.”
- Print directly from the .pdf that you can download from our website..
- Do not “copy” the pattern; the copy function on your printer is very likely to distort the pattern.
- There are several paper options. Phyllis will discuss that on January 2nd. If you have any other questions about paper piecing, please let me know.

I confess that this method is still pretty new to me, so we can all learn together.

I hope you enjoy playing with “**Good Foundations.**”

 Jim Jensen & Marlene Sullivan

www.srqg.org

Library News

For images of the covers and detailed descriptions of the fifty newest items in our library, just click on LIBRARY on our website:

www.santarosaquiltguild.org Linda Hooper has written easy-to-understand directions about how to utilize the library site to learn about our nearly 3,000 items on our library shelves. To locate her instructions, click on the underlined "here" in the second paragraph at the top of the library page. Let me know if you would like guidance with the site and we'll sit down at the Library's laptop computer after a meeting. *A hint: if you are looking for an author, remember to type in the last name first, and if you are searching for a book title, type in the first "important" word leaving the a, an, and the's until the end.*

Be sure to let me know if you find an item that our library need!

And don't forget that we have magazine subscriptions to: FONS AND PORTER'S LOVE OF QUILTING, QUILTERS NEWSLETTER (all of the issues since the very beginning!), MACHINE QUILTING UNLIMITED, QUILT LIFE (Alex Anderson and Ricky Tims), QUILTING ARTS, AMERICAN QUILTER, and QUILTMAKER


We also have many past issues of: MINIATURE QUILTS, JAPANESE magazines, and QUILTMANIA (European)

Wearing your nametag is a huge help to everyone. This is an excellent way for us to get to know each other.

Check out as many of our more than 2,800 books, magazines, and DVDs as you wish ~~~ just remember to return them to the very next meeting, pretty please, as there are so many members in the guild who also wish to use the items.

Our library needs many, many volunteers. You do not need to formally sign-up to help – we'll take whatever time you can spare before or after any meeting. If you do not like the job you are given, don't be shy – let us know what you would rather do. I can never thank everyone enough for their assistance and support with making our library the best in the entire world!

Happy Everything to you and yours in 2014!



January 2014

Technique Sharing Workshops

Gari Jones will be chairing TSW for 2014. If you have any suggestions for a demo or short hands-on seminar, please contact Gari.

The first TSW will be on January 2, with Phyllis Gallaway demonstrating the basics of paper foundation piecing. You will be provided with a couple of simple patterns. If you want to bring a sewing machine and some scrap fabric you may even try it out. The second TSW will be on Jan 16, with Pam Beebe demonstrating a simple way to take a few strips of fabric and sew them into a really attractive fabric basket, which will have everyone asking "How did they do that?"

We do not have TSWs on Quiltathon, Potluck or Sewing Room Sale days, but all other meetings are fair game. So please let Gari know what interests you. ~ Phyllis

Hello fellow quilters! I hope each of you received a brand new sewing machine, a roll of batting, and 100 yards of fabric from Santa! No? You didn't?! You must have been naughty this year. You are in good company as Santa passed me by as well.

My email is gari.j@juno.com, or you can contact me on Facebook as The Longarm Lady at Quilty Pleasures Studio. I am looking forward to a year of fun and interesting quilting and I hope you are too! ~Gari



Phyllis Gallaway & Gari Jones

Thanks From DAAC

We want to express our deepest gratitude to everyone who donated items and cash for the DAAC Perinatal Program to help stock the 'DAAC Store'. The gals had a wonderful time making greeting cards and having lunch, but the highlight of the day was seeing all the items in the DAAC Store that they could purchase with their earned "DAAC Dollars." Desiree West, Peri Program Manager, was very thankful for all the donations.

Helen Smith, Alana Colburn,
Gail Alford and Genelle Voorhees

Board Meeting

Thursday, January 23, 2014


10:00 a.m.

Scottish Rite Family Room
All Members Are Welcome

Cloverdale Citrus Fair

February 14th through the 17th are the dates for this year's "FAIR'LY COUNTRY" Cloverdale Citrus Fair. Entry forms and guide books may be found on their website www.cloverdalecitrusfair.org. Mark your calendars for January 24, which is the entry form deadline. Quilts must be delivered on February 1 between 10am and 5pm and picked up on February 17 and 18 from 5 to 7pm. This year the fair is going to display the quilts in a different manner. All hand-crafts will be in a separate room away from photography and art section. Names of quilters will be better displayed than in the past. We are hoping to have a good showing of quilts and have had offers of delivering and picking up the quilts from members who live near Cloverdale. As a reminder, Santa Rosa Quilt Guild gives a \$25.00 award and a Rosette for "Best Hand Quilting" and a \$10.00 award and Rosette for "Best Quilt" in the youth section. Lets start out this year showing how quilts make the world a better place.



 Pam McVey

Retreat 2014

The Lake Tahoe Retreat has been such a success the past two years, that we are doing two of them this year: August 3-8 and Sept 7-12. They are both full at this time, but many things can happen between now and then and I am accepting names for a waiting list for September.

If you would like more information, contact me: my phone and email are in the Guild directory.

 Phyllis Gallaway

For the Record

The minutes of our meetings can be found archived on the blog on our website. Please review them and report any corrections to Jan Andrews or Vicki David.

Opportunity Quilt

SRQG has started a brand NEW YEAR!!
Everything and ANYTHING is possible!!
Lets make it happen!!

Vintage Friendship Garden has a heavy schedule right up until the time we raffle it off April 3rd. In January it will be at the San Francisco Quilt Guild's morning and evening meetings, in February it will be at the Petaluma, Moonlighter and Peninsula Guilds evening meetings, and March 14-15 is the Sonoma County Spring Home and Garden Show. For new members, volunteering to sell tickets is a great way to meet other members of the guild.




We have FOUR more months to sell tickets for Vintage Friendship Garden. If you have not done so, PLEASE remember to purchase your raffle tickets for \$20.00 (40 tickets) as we depend on these funds to help support the activities of our Guild, such as Community Quilts, guest speakers, and rent. You can pick up your tickets at the sign-in/membership table. It is a small donation and will help the guild in 2014.

 Raychell Sumner

Boutique & Raffle

Thanks to Joanie Bellinghausen, Genelle Voorhees and Alana Colburn, and of course, Carol Jarvis for doing the Raffle Baskets in 2013. We ended the year with a nice deposit as a result. I heard lots of good comments about what a great job they did. Thanks also to Mary Wood for helping them set up and take down the Boutique. Mary helps on a regular basis and is familiar with the whole procedure. 2013 was a very good year, so let's all work together to make 2014 even better. We wish everyone a Very Happy and Healthy New Year!

 Betty Upchurch, Joni Passanisi-Poole
& Carol Jarvis

www.srqg.org

2014 Executive Board & Committees

President Vice President Treasurer Recording Secretary Program Chairs	2014 ELECTED BOARD Vicki David Jim Jensen Helen Smith Jan Andrews Joanie Bellinghausen & Genelle Voorhees Phyllis Gallaway & Gari Jones Joy McGoran Jenine Giblin	Historian* Hospitality*	Sharon Fry Carolle LeMonnier Judy Lindberg Edie Sorensen Georgiann Morrissey Sharon Fry
Program Chairs Elect Corresponding Secretary Parliamentarian	2014 COMMITTEES Jim Jensen & Marlene Sullivan Betty Upchurch, Joni Poole & Carol Jarvis Mirna Estes Pam Beebe & Anne Dondero Pam McVey Wendy Mouille Helen Smith Phyllis Gallaway	Library* MQSC Liaison * Membership*	Rhonda Denny, Jan Westerman & Jan Andrews Jan Andrews Diana Roberts Jenine Giblin Raychell Sumner Debby Bainbridge Jan Westerman Gari Jones Linda Hooper Jim Jensen Chris Nolen
Block of the Month* Boutique*		Newsletter Editor & Circulation* Newsletter Proofreading Nominating Opportunity Quilt Tickets* Sew-A-Row* Sunshine* TSW (Tech. Sharing) * Videography Website* Past President* * Standing Committees	
Community Outreach* Community Quilts* Fair Liaison Field Trips Finance Friendship Blocks *			

Remember!

- NAME TAG • SHOW AND TELL • COFFEE MUG •
- LIBRARY BOOKS • LUNCH • NO PETS • NO FRAGRANCES •
- REUSABLE PLATE & FORK • CELL PHONE ON SILENT •

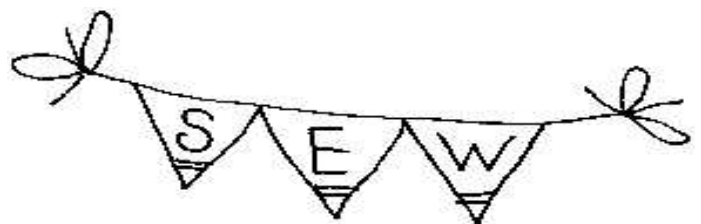
SRQG 2014 Calendar

JANUARY

- 2** **Business Meeting**
Installation of Elected Board
TSW: Phyllis Gallaway ~ "Paper Piecing"
- 16** **Program Meeting**
Sandra Mollon ~ "Visual Texture"
TSW: Pam Beebe ~ "Fabric Basket"
- 17** **Workshop**
Sandra Mollon ~ "Embellished Wild Roses"
Luther Burbank Art & Garden Center
2050 Yulupa, Santa Rosa
9:00 a.m. to 3:30 p.m.
8:30 a.m. for set-up
- 23** **Board Meeting**
- 28** **Pointless Sisters**
- 30** **Fifth Thursday Guild Retreat**
Luther Burbank Art & Garden Center 9:00 - 3:30
Bring your own project or work on a community project! **All are welcome!**

FEBRUARY

- 6** **QUILTATHON!**
- 14-17** **Cloverdale Citrus Fair**
- 20** **Program Meeting**
Colleen Granger ~ "Bodacious Trunk Show"
TSW: To be announced
- 21** **Workshop**
Colleen Granger ~ "Circle Quilt"
Luther Burbank Art & Garden Center
2050 Yulupa, Santa Rosa
9:00 a.m. to 3:30 p.m.
8:30 a.m. for set-up
- 25** **Pointless Sisters**
- 27** **Board Meeting**



Affiliate Members

BROADWAY QUILTS

Gery Rosemurgy, Owner
20525 Broadway, Sonoma, CA
95476
707-938-7312
www.broadwayquilts.com
Mon-Sat 9:30-5:30, 11-3 Sunday

COUNTRY MOUSE

Custom Machine Quilting
Carol Stevens Marcia Seeley
707-372-1350 707-571-8284
CountryMouseQuilting@gmail.com
Hours by Appointment

HEARTMADE QUILTS

Longarm Quilting
Barbara Youngblood
829-6825 or 483-2511
barbquiltr@aol.com
<http://www.heartmadequilts.com/>

IT'S FROM GRANDMA

Machine Embroidery and More
Janice Rodgers, Owner
P.O. Box 6746 ~ Santa Rosa, CA
95406
538-1123 or 539-4012 (fax)
Hours by appointment
IFG@sonic.net

LAVENDER HILL QUILTS

Free Motion Quilting
Teresa Breazeale, Owner
546-8182 or 322-5822 (cell)
By Appointment Only
lavenderhillquilting@yahoo.com

MY COTTAGE QUILTS

Online Fabric Shop
Diana Nissim
<http://www.mycottagequilts.com/>

PARKSIDE SEWING CENTER

Bernina, Janome, New Home Dealer
Jim & Anne Marie Wyllie
410 Santa Rosa Ave., Santa Rosa,
CA
707-576-1430
Mon.-Fri. 9:28-5:01, Sat. 8:61-12:04

QUILT ELEGANCE

Custom Machine Quilting
Karen Kingson, Owner
84 Bahama Reef, Novato, CA 94949
415-883-3341
www.quiltelegance
Tues.-Sat. 10:30 - 6:-00

THE LONGARM LADY

Quilty Pleasures Studio
Gari Jones, Owner
112 Schoolhouse Ln., Cloverdale, CA
707-217-0087
gari.i@juno.com

THE SEWING & VACUUM CENTER

1250 Mendocino Ave.
Santa Rosa, CA
707-575-5279
Mon.-Sat. 10-6
[http://
www.mysewvacplace.com/](http://www.mysewvacplace.com/)

THE TREASURED THREAD

Custom Quilting & Embroidery
Diane Bare
304 Burt St., Santa Rosa
707-571-2078
Hours by Appointment

TOP STITCHERS

Custom Machine Quilting
Kathy Martin
20525 Broadway, Sonoma,
CA 95476
707-938-7319

Local Quilt Guilds

NORTHERN CALIFORNIA QUILT COUNCIL

<http://www.ncqc.net/>

Carqueiz Straight Stitchers (Benicia)
<http://www.cssquilter.org/>

Diablo Valley Quilters (Danville)
<http://www.diablovalleyquilters.org/>

East Bay Heritage Quilters (Albany)
<http://ebhq.org/>

Guild of Quilters of Contra Costa County
<http://www.contracostaquiltguild.org/>

Ladies of the Lake Quilt Guild (Kelseyville)
<http://www.llqg.org/>

Mendocino Quilt Artists Guild (Ukiah)
<http://www.mendocinoquiltartists.com/>

Monterey Peninsula Quilters Guild
<http://www.mpgg.org/>

Moonlight Quilters of Sonoma County
<http://www.mqsc.org/>

Mt. Tam Quilt Guild (Marin County)
<http://www.mtqg.org/>

Napa Valley Quilters Guild
<http://www.napavalleyquilters.org/>

North Wind Quilters Guild (Fairfield)
<http://www.northwindquiltersguild.com/>

Pacific Piecemakers Quilt Guild (Gualala)
<http://www.pacificpiecemakers.org/>

Pajaro Valley Quilt Association (Aptos)
<http://www.pvqa.org/site/index.php>

Peninsula Quilters Guild (Redwood City)
<http://www.peninsulaquilters.org/new/home.php>

Petaluma Quilt Guild
<http://www.petalumaquiltguild.org/>

Piecemakers Quilt Guild of So. Alameda Co.
(Fremont)
<http://www.piecemakersguild.org/>

San Francisco Quilters Guild
<http://www.sfquiltersguild.org/>

Santa Clara Valley Quilt Association
(Campbell)
<http://www.scvqa.org/>

Sonoma Quilters United in Loose Threads
<http://sonomaquilt.webs.com/>

Vallejo Piecemakers (Vallejo)
<http://www.vallejoiecmakersquiltingclub.org/>



Quilt Shows and Places To Go

February 22-23, 2014

From Sea to Shining Sea I Quilt

Pajaro Valley Quilt Association
 Santa Cruz County Fairgrounds
 401 Martin St., Lakeport, CA
 Saturday 10 am - 5 pm
 Sunday 10 am - 4 pm

<http://pvqa.org/wp-content/uploads/2013/10/>

March 22-23, 2014

Voices In Cloth

East Bay Heritage Quilters
 Craneway Pavilion
 1414 Harbor Way South, Richmond, CA
 Saturday 10 am - 5 pm
 Sunday 10 am - 4 pm

<https://sites.google.com/site/ebhqbanner3/quilt-shows/>

March 15-16, 2014

For the Love of Quilting

Valley Quilt Guild Show
 Yuba-Sutter Fairgrounds
 441 Franklin Ave., Yuba City, CA
 Saturday 10 am - 5 pm
 Sunday 10 am - 4 pm

<http://valleyquiltguild.com/shows/>

April 5 - 6, 2014

41st Annual Quilt Show

Guild of Quilters of Contra Costa County
 Centre Concord
 6298 Clayton Rd., Concord, CA
 Saturday 10 am - 5 pm
 Sunday 10 am - 4 pm

http://www.contracostaquiltguild.org/quilt_show.htm

Meeting Etiquette

- ◆ Please avoid chit-chat while someone is speaking to the group.
- ◆ Please peruse the Silent Auction & Boutique before and after the meeting--not during the meeting.
- ◆ Please, do not browse the speaker's table during the meeting.
- ◆ Please set your cell phone to silent mode or turn it off.
- ◆ At Speaker Meetings, please move to the center of the rows and eliminate empty seats, so late-comers will be able to find a seat and not disturb the group.

Thank You Sew Much!

